

2' x 2' 40W CCT Selectable LED Flat Panel

- Can also be surface or suspension mounted
- CCT selectable – panel easily switches between 3500K, 4000K and 5000K
- Precision micro-optics create uniform, glare-free light evenly distributed over entire panel
- Lightweight and ultra-thin (1.5”) – ideal for both new construction and retrofit applications with small plenum space
- High quality construction – steel housing and white powder coated steel frame create the ultimate in durability
- 110 lm/W - cost-effective solution for high lumen output
- High efficiency, dimmable driver (0-10V)
- Suitable for damp locations
- 100-277V
- 50,000 hour average rated lifetime
- 5-year Limited Warranty



Specifications

Certifications:

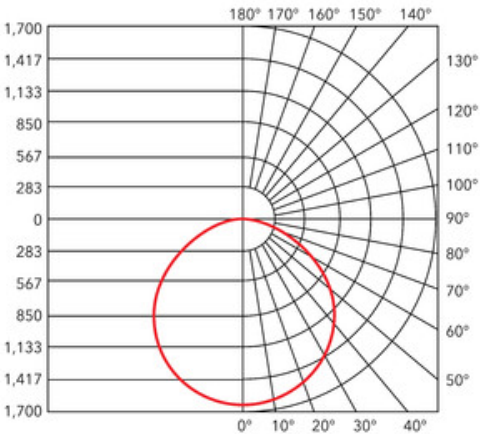
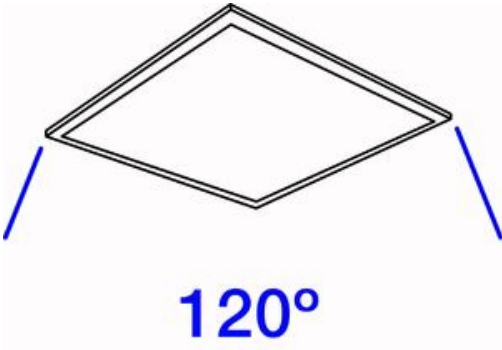
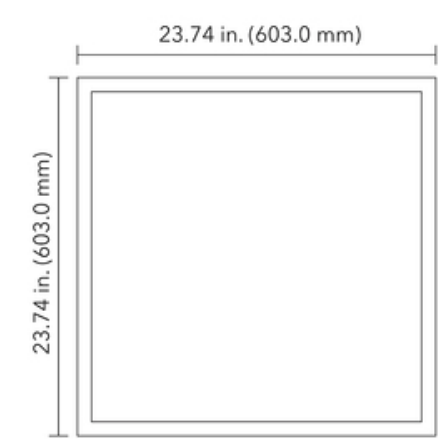


2' x 2' 40W CCT Selectable LED Flat Panel

Additional Images:



Diagrams:



Available accessories:



Surface Mount Kit 2' x 2'
(99271)